


Products Series	Cross linked PVC insulated cable (UL Style 20276)	Enactment class	Engineering Dept	
		Date of issue	Dec.13.2005	
Remark		Approved by	Checked by	Designed by
		S. HASEGAWA Dec. 13. 2005	K. TAKAGI Dec. 13. 2005	K. BEPPU Dec. 13. 2005

1, Application

This specification stipulates Cross linked PVC insulated cable(UL Style 20276).

A Use : It can be used indoors.

Rating : 80°C, 30V

2, Construction

7/0.127 ()P VX10-SV (20276) : Refer to Table-1(Page 2).

(Number of Pairs:5, 6, 7, 8, 10, 13, 14, 15, 17, 18, 20, 25, 30, 32, 34, 40, 48, 50)

3, Performance

Refer to Table-4 (Page 6).

4. Conformity over regulation

This product suits RoHS regulation.

5. Validity

This specification makes 1 year effective from a drawing presentation day.

However, when there is not what proposal from a customer or our company by 3 month front of period expiration, it decides to be extended 1 year in addition.

It is done same afterward.

Table-1. Structure


Item		
Conductor	Type	Tinned annealed copper wire
	Construction PCS/mm	7/0.127
	Diameter mm	0.38(Nominal)
Insulation	Type	Cross linked PVC
	Color	Orange, Gray, White, Yellow, Pink
	Dot marking	Refer to Table-3
	Thickness mm	Nominal 0.10
	Diameter mm	Nominal 0.58
Twisting	Construction	Two insulated conductor shall be uniformly twisted together.
Assemble	Construction	Refer to Fig.1
	Taping	Paper Tape
	Diameter mm	Refer to Table-2
Drain wire	Type	Tinned annealed copper wire
	Construction PCS/mm	10/0.12
Braided shield	Type	Tinned annealed copper wire
	Diameter mm	Refer to Tabel-2
Sheath	Type	PVC
	Color	Gray (OKI color mark :SB)
	Thickness mm	0.9(Nominal)
	Diameter mm	Refer to Table-2
	Marking	OKI ELECTRIC CABLE  AWM 20276 80C 30V VW-1
Finished Product	Length m	100
	Short Length m	Every 1m above 10.
	Packing	Bundle

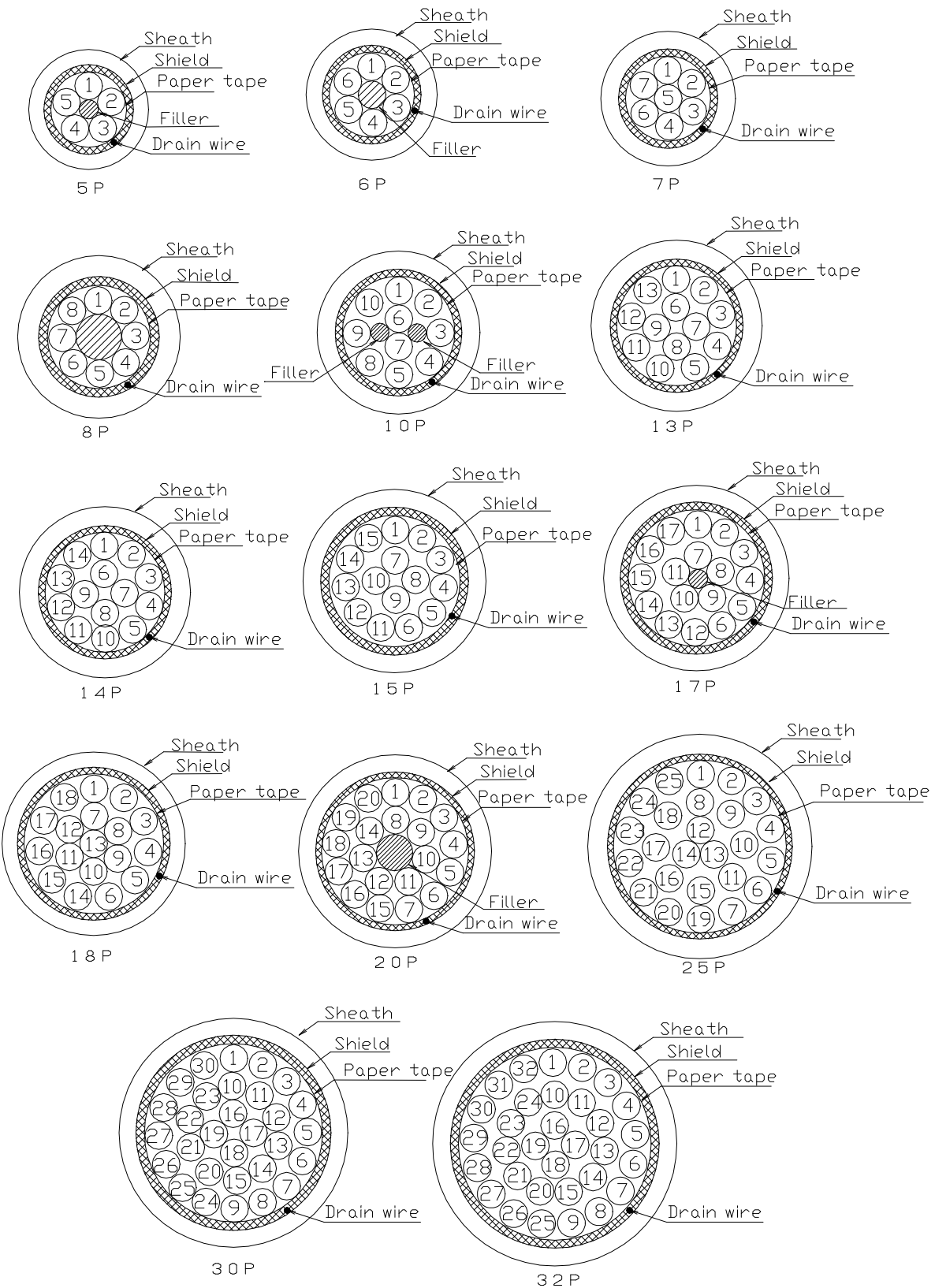
Table-2

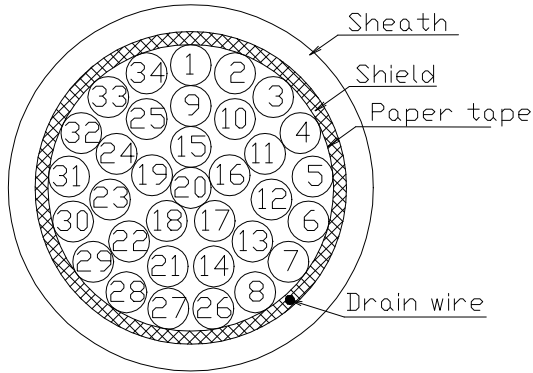
Number of Pairs	Assemble Diameter (Nominal)	Shield Diameter (Nominal)	Sheath (Finish) Diameter (Nominal)
5	2.7	3.1	5.2
6	2.9	3.4	5.5
7	2.9	3.4	5.5
8	3.5	3.9	6.0
10	3.8	4.0	6.1
13	4.2	4.4	6.5
14	4.2	4.4	6.5
15	4.3	4.5	6.6
17	4.6	4.8	6.9
18	4.7	4.9	7.0
20	5.0	5.1	7.2
25	5.7	5.9	8.0
30	6.0	6.1	8.2
32	6.1	6.2	8.3
34	6.5	6.6	8.7
40	7.4	7.4	9.5
48	7.8	7.8	9.9
50	7.8	7.8	9.9

Table-3, Marking

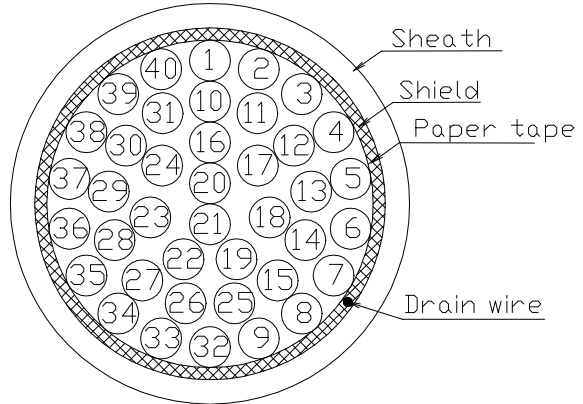
Pair Number	Insulation color	Dot marking	Marking color		Pair Number	Insulation color	Dot marking	Marking color	
			First line	Second line				First line	Second line
1	Orange	-	Red	Black	26	Orange	—	Red	Black
2	Gray	-	Red	Black	27	Gray	—	Red	Black
3	White	-	Red	Black	28	White	—	Red	Black
4	Yellow	-	Red	Black	29	Yellow	—	Red	Black
5	Pink	-	Red	Black	30	Pink	—	Red	Black
6	Orange	--	Red	Black	31	Orange	— —	Red	Black
7	Gray	--	Red	Black	32	Gray	— —	Red	Black
8	White	--	Red	Black	33	White	— —	Red	Black
9	Yellow	--	Red	Black	34	Yellow	— —	Red	Black
10	Pink	--	Red	Black	35	Pink	— —	Red	Black
11	Orange	---	Red	Black	36	Orange	— — —	Red	Black
12	Gray	---	Red	Black	37	Gray	— — —	Red	Black
13	White	---	Red	Black	38	White	— — —	Red	Black
14	Yellow	---	Red	Black	39	Yellow	— — —	Red	Black
15	Pink	---	Red	Black	40	Pink	— — —	Red	Black
16	Orange	----	Red	Black	41	Orange	— — — —	Red	Black
17	Gray	----	Red	Black	42	Gray	— — — —	Red	Black
18	White	----	Red	Black	43	White	— — — —	Red	Black
19	Yellow	----	Red	Black	44	Yellow	— — — —	Red	Black
20	Pink	----	Red	Black	45	Pink	— — — —	Red	Black
21	Orange	-----	Red	Black	46	Orange	—————	Red	Black
22	Gray	-----	Red	Black	47	Gray	—————	Red	Black
23	White	-----	Red	Black	48	White	—————	Red	Black
24	Yellow	-----	Red	Black	49	Yellow	—————	Red	Black
25	Pink	-----	Red	Black	50	Pink	—————	Red	Black

6. Cable Construction figure (Fig 1)

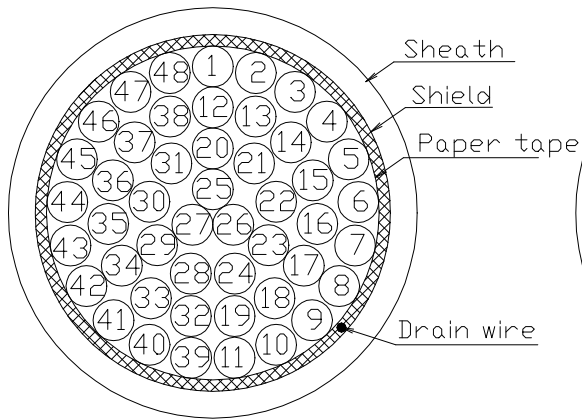




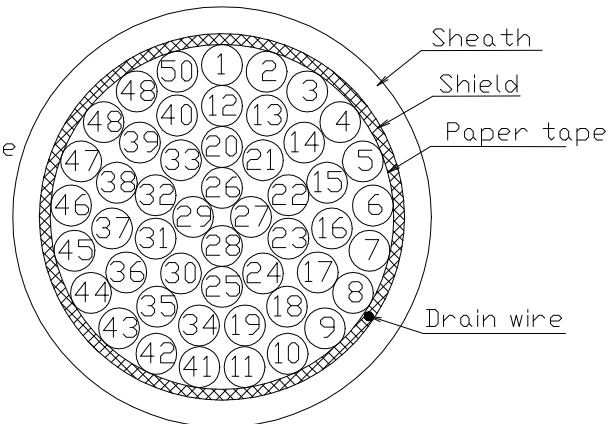
34P



40P



48P



50P

Table-4, Performance

Electrical performance	Conductor resistance	Less than 222
	Insulation resistance	More than 1
	Dielectric strength	More than AC 500
U L	UL performance	Conform on UL 20276 (80°C 30V)
	Flame test	VW-1